



# **Langley Garden Club**

**Established in 1941**

## **Parlour Show Schedule**

**Feb. 2023 - Feb. 2024**

**Celebrating our 82nd  
Anniversary in 2023!**

The **Langley Garden Club** is affiliated with the BC Council of Garden Clubs. The goals of the Langley Garden Club are to promote and encourage vegetable gardening, floral and shrubbery landscaping, decorative floral arts and to nourish a creative congeniality among the club members and the community. The club is a non-profit organization, which meets on the second Monday of each month at **United Churches of Langley (formerly Sharon United)** 21562 Old Yale Road Langley (corner of 48 Ave and 216 St. Langley). A hearty welcome is extended to everyone to attend the monthly meetings.

### EVENING AGENDA

**6:30 p.m. Doors open. Library, raffle table and membership tables open at 6:45 pm.**

**6:30 p.m. Floral Arts demo when offered.**

**6:50 p.m. All Exhibits to be placed on tables for Judging to start**

**7:00 p.m. General Meeting** - featuring seasonal Show and Tell, parlor show, gardening news and events updates and informative and entertaining speakers.

### Parlour Show Rules:

1. All exhibitors in the parlour show must be a full member of the Langley Garden Club and **must be present to exhibit**.
2. **One entry per exhibitor per class**
3. No two members using the same garden may exhibit in the same class.
4. **All Exhibits must be grown or owned for a minimum of 90 days and arranged by the exhibitor.**
5. All entries must be the property of and grown by the exhibitor, except in the Decorative Class.
6. **An exhibit may only be exhibited a maximum of 1 time per year, except in Special Shows.**
7. Entry cards must be placed on each exhibit and correctly named whenever possible.
8. Plants will be exhibited in classes as designated for the month.
9. All exhibits will be judged by the BC Council of Garden Clubs judging standards.
10. The club reserves the right to exclude any exhibit or to place it in the correct class.
11. Judging will be on a point's basis. The maximum number of points will be **5** for Regular and **10** for Decorative classes.
12. In all cases the judge's decision will be final.
13. A record of the number of points scored by all exhibitors will be kept and totaled at the end of the year, awards will be made at the Christmas Banquet.
14. The Aggregate Trophy is the property of the Langley Garden Club and must be returned to the club one month prior to the annual presentation or when the club calls.
15. In Decorative Classes:  
**Composition:** may consist of dried, weathered, treated material, with or without fresh cut plant material, and/ or accessories.  
**Design:** may consist of an arrangement or a composition. Accessories allowed.
16. NO artificial flowers or greenery allowed,

17. Definitions: (Will be discussed, along with arrangements, at monthly meetings)

**African Violet** – should have a single crown, except trailers

**A.V.** – any variety

**A.O.V** – any other variety

**Basket** – can be made of any material but must have a single handle that can be picked up, unless otherwise noted.

**Bloom** – may include blossom, foliage and stem, no buds

**Bowl** – diameter of the bowl should be equal to or greater than its height

**Cut** – includes side shoots with multiple flowers and buds

**C.V.A** – colour variation allowed

**Novice** - first year of entering the parlour show or has not won a trophy

**Intermediate and Advanced** - any member may enter

**Spike** – one stem with more than one flower

**Spray** – a stem with more than one flower growing from the same point ex. Chrysanthemums

**Stem** – may be a bloom, cut or spike

**Truss** – one stem with a cluster of blooms e.g. rhododendron

**Vase** – mouth opening is smaller than the height

18. Cut flowers and fruits will be judged according to the “Judging Standards” out by the BC Council of Garden Clubs. A Copy is available in the Club’s Library.

19. When exhibiting the following vegetables, please note the below amounts are set by the Garden Club for ease of exhibiting.

Asparagus	– 3 spears	Lettuce	– 1 head
Beans	– 3 pods	Melon	– 1
Beets	– 3 roots	Nuts	– 6
Broccoli	– 1 head	Onions	– 3 bulbs
Brussel Sprouts	– 6 heads	Parsnips	– 2 roots
Cabbage	– 1 head	Peas	– 6 pods
Carrots	– 3 roots	Peppers	– 1
Cauliflower	– 1 head	Potatoes	– 3 tubers
Celery	– 1 head	Pumpkin	– 1
Corn	– 2 ears	Radish	– 3 tubers
Cucumber, English	– 1	Rhubarb	– 2 stalks
Cucumber, pickling	– 4	Shallots	– 3 tubers
Currants	– 3 clusters	Spinach	– 3 leaves
Grapes	– 2 bunches	Swiss Chard	– 2 stalks
Herbs (species)	– 3 or more cuts	Squash	– 1
Kale	– 3 leaves	Tomatoes	– 3
Kohlrabi	– 1 root	Turnips	– 1 root
Leeks	– 1 root		



21. **Feature Class** – look for special note beside class  (prize awarded each month to the winner of the class )

\*must have a minimum of 4 pts

22. End of year prizes will be awarded at the annual Christmas dinner.



## TIPS FOR PARLOUR SHOW PARTICIPANTS

### POTTED PLANTS

- When growing potted plants, turn them regularly to ensure even growth
- take time to clean your containers, possible clean them a couple of days in advance
- the surface soil should also be clean and free from dead or decaying leaves
- be sure the plant is free from disease and 'wild life'
- check to be sure the plant is in proportion to the size of your container and re-pot if necessary

### FRUITS & VEGETABLES

- check the "Parlour Show Rules" of this schedule to be clear about number of items required for each entry
- uniformity is most important when showing fruit and vegetables ex. size and colour
- most often fruits and vegetable will be cut open by the judge to check for growth and freshness
- leave the "bloom" (frosty film) on all grapes, plums and blueberries
- rhubarb - the top should be cut off in a semi circle leaving 2" of leaf, do not cut root ends but the dark skin sheath may be removed
- onions yellow, red, white or brown- thoroughly dry skins with small well dried neck stems intact. Roots and tops should be removed and necks should be folded over and neatly tied.
- **Small (6) - Nuts, Berries**    - **Hard (3) - Apples, Pears**
- **Stoned (3) - Plums, Peaches**    - **Clusters (2) - Grapes, Currants**

### CONDITIONING YOUR FLOWERS

- make sure all your equipment is clean
- cut your flowers and foliage the evening before or early in the morning
- remove lower leaves so no foliage is submerged in water
- floral preserve is optional
- stand flowers in a bucket of tepid water and keep in a cool dark place (2-8 hours) before staging or arranging
- cut stems at an angle for better water absorption, always make a fresh cut before putting in water
- seal the cut end of a plant that has milky or sticky sap by holding is over steam for a few seconds
- the bottom inch of woody stemmed plants should be stripped of brown woody bark
- keep your cut flowers away from ripening fruit like apples, bananas, pears as they release ethylene gas that will reduce the lifespan

### SHRUBS

- 12" minimum is measured from the top of your container

### CUT FLOWERS

- check your schedule for accurate detail concerning number of cuts, etc.
- condition your flowers as recommended
- be sure staging material (Kleenex, cello wrap, etc.) is below the rim of the container
- foliage (from same plant) often enhances the appearance of cut flowers and in some cases must be present, ex. Roses, sweet peas, dahlias...check your schedule if in doubt

### DECORATIVE CLASS

- condition your plant material as suggested above
- check schedule for design guidelines
- cut oasis to shape of container and soak in water
- oasis should extend 1/2" above container rim, so product can drape over and allow more surface to design on
- trim corners of oasis for same reasons above
- tape oasis to container
- establish (with product) your line and size of arrangement
- size restriction includes container
- use a variety of foliage and flowers to add texture and interest
- be sure no oasis is visible when you have completed your arrangement
- keep in mind the following design guidelines:
  - a) style (form or shape)
  - b) proportion (scale)
  - c) colour ex. Monochromatic (including container)
  - d) movement and focal point
  - e) texture (variety)
  - f) balance (visual) ex. Not top or bottom heavy

**Parlour Show Coordinators: Marg Sutherland 604-530-2153 and Merril Osers 604-530-1838**

**Special Show Coordinator: Rae Desaulniers raedesau@gmail.com**

If you have any questions when entering our Parlour Show, please feel free to call

Betty Girard 604-431-8611 br.girard@telus.net or Leslie Goodbrand Ph: 604-530-2714 lgoodbrand@shaw.ca

February 13, 2023



2023 will again begin with our fun and informative Giant Show and Tell! Feel free to bring whatever plants or vegetables you would like to show off at this winter meeting!

At this meeting we will look ahead to the year to come; make our plans for the Annual Spring Show and Sale; announce some of the exciting speakers we will feature; and continue to focus on our love of all things garden related!

Our Floral Arts theme for this meeting is 'Winter Wonderland' - incorporating

materials from your winter garden.

If you cannot make a meeting, please remember that you can stay informed by visiting our Facebook page or our website. This Parlor Show Guide is also available on our website at [www.langleygardenclub.com](http://www.langleygardenclub.com)



Standard Parlour Show Etiquette

- Have your entries in place by 6:50 pm with an entry tag filled out and folded. Please be sure to wait to place your entries until the tablecloths and labels are placed.
- Once the judging commences, please refrain from walking by the tables.
- Do not remove entries from the parlour show tables until the meeting is adjourned. (Many people will want to view them at coffee time and may have questions for you)

Show and Tell Format

As above, please label items for ease; and please do not remove until the end of the meeting.

**A new year of gardening is ahead!**  
**Don't forget to check out both our website at [www.langleygardenclub.com](http://www.langleygardenclub.com) and our Facebook page (under Langley Garden Club)**  
**Huge thanks to Anne Salomon and Theresa Bulman for their work on this!**

**REMEMBER THAT NOW IS THE TIME TO START YOUR SEEDLINGS FOR SPRING - AND PUT ASIDE SOME POTTED, TAGGED PLANTS FOR THE SPRING SHOW!**



**PHOTO CONTEST REMINDER! See the changes!**  
**SEE PAGE 6!!**

## March 13, 2023

March will see the second of our three 'Giant Show and Tell' forums! This month, while you can bring in anything you wish, the focus will be on early flowering bulbs - and you can bring in as many entries as you wish! So plan ahead - maybe bring in a lovely pot of bulbs that you have grown over the winter; cut several varieties that the members may be interested to see; or create a vase full of color! The choices are endless when we have this type of forum!

The tables will be ready for you to fill! And again, please label your entries, but we highly encourage members to talk about the items they have brought in - so many of us are always happy to discover new and exciting plants that we may not have had a chance to see before!



Floral Arts for this month are: "Bursting Into Spring" - a design of your own interpretation using flowers, foliage or both.

### *Parlour Show Etiquette*

- **Do Not Touch Your Entries** once you have placed them on the parlour show tables and judging commences. (Only the parlour show co-coordinator and the judge are allowed to move them)
- **Do Not Touch Other** Members entries. Especially if the judge has not been able to finish scoring the entries.
- All Entries must be grown for **90 days**, except in the decorative classes.

Be sure to tell friends and neighbors about our upcoming Spring Show! This year the show will feature our 82nd Anniversary with the Plant Sale table, vendors, refreshments and baking - don't forget the amazing baking! We need help from all our members to have lots of baking and plants for the sale! Your donations are sincerely appreciated for this always-delicious and fun event!

### Photo Special Show

The Aldergrove Daylily Society have donated a trophy to the Langley Garden Club. This trophy is to honor a past member of their club, the Langley Camera Club and at one time, a member of the Langley Garden Club.

She passed away in 2009 but her love of gardening and photography will be combined in this, the Judy Daniels Memorial Trophy for Photography.

Each March, our Special Photo Show will feature entries from our members.

The competition is now one Open Category and each member may submit 2 entries.

Entries must be 4"x6" or 5"x7" only; taken in the past 12 months and mounted on black poster paper with a 1/2" border.

The entries will be judged in a Viewers Choice format - most votes wins the trophy!  
Good luck!

April 10, 2023**Class:**

1. Flowering Shrub – 1 stem, 12” minimum
2. Flowering Tree – 1 stem, 12” minimum
3. Camellia - 1 cut
- 4A. Rhododendron – 1 truss
- 4B. Azalea - 1 truss



(NOTE: multiple entries are now allowed in this class only. If you enter several, only the top point entry will be used for the end of year tally.)

5. Any other flower – 1 cut or stem, including foliage
6. African Violet - A.V.
7. Parsley - 3 cuts, in a vase
8. Garden Sampler - Vase of flowers and/or foliage
9. Garden Sampler - Vase of rhodos and/or azaleas

**Floral Arts - Novice-Intermediate-Advanced can do one or both designs:** (Note on Entry Card)

1. **‘Petite Springtime Beauty’** - exhibits may not exceed 10” in height, width and depth. All components should be in scale and proportion.
2. **‘Easter Basket’** - a design incorporating Easter colours in a basket with a handle.

**April 10th Special Show - full details on next page**

**Start your Project Plants for the August picnic!  
‘Carrots!’ - to be grown in a container no larger than 5 gal.  
Bring in the pot to the picnic!**

Remember Your  
**Baked Goodies**  
for the Spring Show



## **SPRING SHOW**

**Saturday April 29<sup>th</sup> 2023**

(Details will be received from Show Committee)

**Show will be Held at:** Southridge Fellowship Church  
22756 - 48th Ave., Langley BC

Please note that this is a different location from our regular meetings, but the same place we used in 2022 for the spring show - with much success! Lots of room and fabulous parking!

**April 10<sup>th</sup> SPECIAL FLOWERING BULBS SHOW**

**Class:**


1. Anemone – A.V., 3 cuts, including foliage
2. Trumpet Daffodils - 1 cut or stem, including foliage
3. Long Cup Daffodils - 1 cut or stem, including foliage
4. Short Cup Daffodils - 1 cut or stem, including foliage
5. Double Daffodil - 1 cut or stem, including foliage
6. Cyclemenus Daffodil - 1 cut or stem, including foliage
7. Any Other Narcissus - 1 cut or stem, including foliage
8. Tulip Single Flowering - 1 cut or stem, including foliage
9. Tulip Double flowering - 1 cut or stem, including foliage
10. Tulip Novelty – Fringed, Parrot, Lily Flowering – 1 cut or stem, including foliage
11. Tulip – A.O.V – 1 cut or stem, including foliage
12. Hyacinth – 1 stem, including foliage
13. Muscari – 3 stems, including foliage
15. A.O.V of Bulb or Corm – 1 stem, including foliage
16. Tulips Potted - one variety, 3 bulbs or more
17. Potted Bulbs – any variety, 3 or more may be mixed bulbs
18. Garden Sampler - Vase of cut flowering spring bulbs



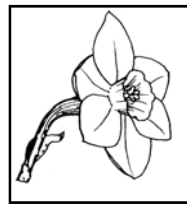
“Best in the Show” – Prize Awarded




**Div. I**  
Trumpet  
*Cup is as long or longer than the petals*




**Div. II**  
Long-Cupped  
*Cup is 1/3 or more the length of the petals*




**Div. III**  
Short-Cupped  
*Cup is less than 1/3 the length of the petals*




**Div. IV**  
Double




**Div. V**  
Triandrus



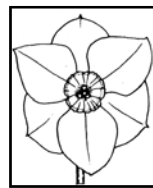
**Div. VI**  
Cyclemenus



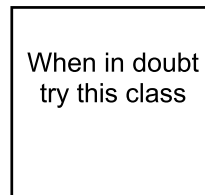
**Div. VII**  
Jonquilla



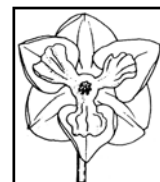
**Div. VIII**  
Tazetta



**Div. IX**  
Poeticus



**Div. X**  
Species, Wild



**Div. XI**  
Split Corona



May 8, 2023

**Class:**

1. Azalea - A.V. 1 spray
2. Rhododendron – A.V., 1 truss
3. Any other Flowering Shrub – 1 stem, 12” minimum
4. Violas – C.V.A., 5 cuts
5. Tulip – A.V., 1 cut with own foliage
6. Any Other Flower – 1 cut or stem with own foliage
7. Any Flowering Perennial - 1 cut of stem with own foliage
8. Rhubarb – 2 stalks
9. Any Spring Vegetable - # according to Parlour Show Rules #20
10. Any Potted Plant Indoor or Other (Greenhouse or Outdoor Grown)– foliage
11. Any Potted Plant Indoor or Other (Greenhouse or Outdoor Grown)– flowering
12. Herb – A.V., 3 stems or cuts, in a vase
13. Foliage Only - One Variety, 3 cuts - may be Hosta, Fern, Arum...
- 🏆14. Garden Sampler - Vase of Flowers and / or Foliage



**Floral Arts - Novice-Intermediate-Advanced can do one or both designs:** (Note on Entry Card)

1. **'The King's Coronation'** - traditional English garden design. May incorporate accessories.
2. **'Salute to Mother'** - design of choice.

**Be sure to be tending to your Project Plant for the Summer Picnic!**



Remember to look ahead in the  
Parlour Show Schedule and  
prepare your plants to enter in the  
upcoming  
Special Shows (Dahlia & Roses)

June 12, 2023**Class:**

1. Iris - A.O.V. - 1 Cut
2. Garden Peonies – C.V.A., 1 bloom, remove side buds
3. Lily - one cut, any variety
4. Flowering Shrub or Tree – 12” minimum, 1 stem
5. Flowering Vine – A.V., 3 cuts or blooms
6. Any Other Flower – 3 cuts or stems
7. Potted Lily - any variety
8. Any Vegetable - # according to Parlour Show Rules #20
9. Any Herb – 3 stems or cuts, labeled, in a vase
10. Any Berry - 1 stem or 6 berries
11. Foliage Only - One Variety, 3 cuts - may be Hosta, Fern, Arum...
12. Garden Sampler - Vase of Flowers and / or Foliage (judged on content, not an arrangement)

**Floral Arts - Novice-Intermediate-Advanced can do one or both designs:** (Note on Entry Card)

1. 'Rose to the Occasion' - design of choice featuring roses.
2. 'What's Your Angle?' - choice of triangle, symmetrical or asymmetrical design.

**June 12th Special Show - full details on next page!**

### *Parlour Show Staging Tips*

- Staging material should not be above the rim of your container
- Foliage can be a separate cut staged in your vase. Remember to use the foliage from the same plant

**Picnic Tickets**  
**Available to buy**  
**for August**  
**Picnic & Auction**  
**At Lisa's Farm**

**Keep checking those Project Plants!**

## June 12<sup>th</sup>, 2023 SPECIAL ROSE SHOW

*Note: 2 Different Entries of Different Variety are allowed in Classes 1-8.*

*Please name varieties if of same colour tone. All Exhibits must have foliage*

### **Class:**

1. Hybrid Tea Rose – 1 bloom (disbudded)
2. Floribunda/ Grandiflora – 1 cut
3. Scented Rose – A.V., 1 cut, judged on fragrance only
4. Shrub Rose – 1 spray
5. Rugosa Rose - 1 cut
6. David Austin Rose - 1 cut
7. Miniature Roses – minimum of 3 stems
8. Climbing Rose - 1 cut
9. Any Other Variety – 1 cut
10. Bowl of Roses - C.V.A, using 5-12 blooms (own foliage only **may be used** in the Bowl of Roses)
11. Bowl of Miniature Roses – C.V.A., using 5-12 blooms (own foliage only **may be used**)  
*Definition of a Bowl- the diameter of the bowl mouth should be equal to or greater than its height.*
12. Arrangement - mixed floral arrangement featuring roses (blooms must be grown by exhibitor)
13. A Bowl of Rose Buds (minimum of 5 buds), own foliage only



*Judging Notes:*

- Tea roses may have outside petals removed but this should not show.
- Outside petals should be open, second petals half open.
- Centers should be high and firm.
- Spent blooms may be removed from Floribundas and Ramblers.
- Buds should be slightly open
- Healthy foliage is important.

### **Awards for the ROSE SHOW**

**Best in Show – Judges Selection (Prize)**

**Runner-up (Prize)**

**Most Fragrant (Prize)**



July 10, 2023



**Class**

1. Daylily (Hemerocallis) – one bloom, in bud vase
2. Liliium AV unscented - one bloom in suitable container
3. Liliium Fragrant AV - one bloom in suitable container
4. Any Annual – C.V.A., 3 cuts or stems
5. Any Other Perennial – C.V.A., 3 cuts or stems
6. Sweet Peas - 3 cuts CVA
7. Flowering Shrub or Tree – 12” minimum, 1 cut
8. Hydrangea - one truss
9. Garden Sampler - Vase of Flowers and / or Foliage
10. Roses A.V.O - 3 blooms
11. Herbs Mixed – 2 cuts each of 3 different varieties, not flowering, all labeled neatly, in 1 vase
- 🍷 12. Any Vegetable - # according to Parlour Show Rules #20
13. Any Fruit – 6 small; 3 hard; 3 stoned; 2 clusters
14. Any Potted Plant, maximum 12” diameter pot

**Floral Arts - Novice-Intermediate-Advanced can do one or both designs:** (Note on Entry Card)

1. **‘Beach Bums’** - design of choice featuring driftwood, shells, sand, stones or grasses and/or flowers.
2. **‘Summer Bounty’** - a mass design (a large mass of flowers as a whole unit). Not larger than 24” tall and wide.



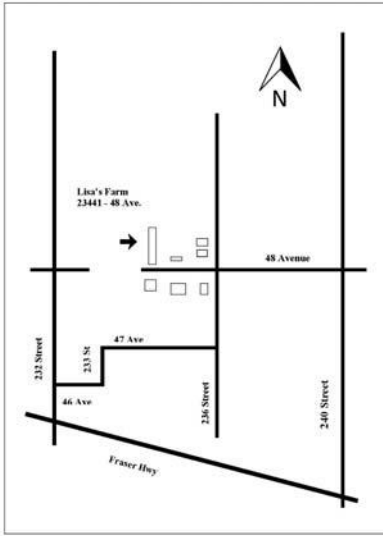
**Picnic Tickets**

**Available to buy  
for August**

**Picnic & Auction  
At Lisa’s Farm**

**Don’t miss the fun! Get your tickets today!**

## Saturday August 12, 2023



### **Pot Luck Picnic & Auction** At Lisa's Farm

**Please note we have included at map at left for those who are not familiar with the farm. You must enter from 48 Avenue.**

**Our Summer Picnic is a great opportunity to sit outside and enjoy the sunshine; chat to fellow members; share amazing food; tour Lisa's farm and participate in the fun and entertaining auction!**

**Please bring an item for the potluck table, along with your cutlery, plates, napkins, chairs and cups. In addition, please bring a donation for the auction table - jams, jellies and produce from the garden are always popular but the options are endless!**

Floral design (one category for Novice, Intermediate, Advanced) - **'Picnic Table Centre'** - be creative with vegetables, fruits and flowers. Include a table runner and additional decorating items. No restrictions. (1st, 2nd and 3rd place winners get to go to the buffet first, in that order! - and please note that the table that wins will be where the winners are seated so if you put your design on a different table and it wins, you win!)

### **Project Plant** **'Carrots!'**

**Today is the day to show off your project plant!**

**September 11, 2023****Class:**

1. Any Blooming Annual - 3 cuts, with own foliage
2. Any Perennial – flowering - 3 cuts or stems in one container, A.V.
3. Any Perennial – foliage - 3 cuts or stems in one container, A.V.
4. Flowering Shrub or Tree – 12” minimum, 1 cut
5. Garlic - 1 head
6. Garden Sampler Vase of Flowers and / or Foliage
7. Any Fruit – 6 small; 3 hard; 3 stoned; 2 clusters (see Tips, Page 4)
8. Beans – 3, A.V.
9. Tomatoes – 3, A.V.
10. Cherry Tomatoes—1 cluster
11. Any Other Vegetable – According to Parlour Show Rule #20

**Floral Arts - Novice-Intermediate-Advanced can do one or both designs:** (Note on Entry Card)

1. **'Back to School'** - design of choice including pencils and other school supplies.
2. **'Dahlias Your Way'** - a design of your own interpretation.

**September 11th    SPECIAL DAHLIA SHOW****Dahlias must be shown with foliage attached****Class:**

1. Large Decorative Dahlia (A or AA - bloom of 8” or more) - 1 bloom
2. Any Other Decorative Dahlia - C.V.A., 1 Bloom, uniform size
3. Cactus Dahlias – 1 bloom
4. Waterlily Dahlias – 1 bloom
5. Pompom Dahlias (blooms of 2” or less) – 1 bloom
6. Mini Ball Dahlia (blooms 2” – 3.5”) – 1 bloom
7. Ball Dahlias (blooms of 3.5” or more) – 1 bloom
8. Any Other Type – 1 bloom (Lacciniated, Collarette, Anemone, Orchid...)
9. Potted Dwarf Dahlia - 1 container
10. Basket Arrangement – of Dahlias (uniform in size) facing one way, any foliage
11. Arrangement – only dahlias, any foliage

**Judging Notes:**

- Choose blooms without green centers
- Choose blooms without 'blown' centers (can see stamens) except for Mignon, Classic
- Dahlias must be dis-budded, no side buds
- Show with 1 set of leaves attached
- Blooms must be grown by exhibitor

**NOTE: 1 entry per person per class in Classes 1-7.**

**Awards for SPECIAL DAHLIA SHOW -**

Judges Selection awards Best In Show for 1st, 2nd and 3rd (prizes to each).

October 2, 2023**Class:**


1. Any Other Flower – AV, 1 cut
2. Perennial Aster – 1 spike
3. Any Other Perennial – AV, 1-3 cuts
4. Potatoes – 3 tubers
5. Onions – 3 bulbs
6. Squash or Gourd– 1 A.V.
7. Any Other Vegetable – According to Parlour Show Rule #19
8. Apples – 3, AV
9. Any Other Fruit or Nut – 6 small; 3 hard; 3 stoned; 2 clusters
- 🏆10. Garden Sampler Vase of Flowers and / or Foliage
11. The Great Potato Expo - use your imagination! Elevate the potato!

**Floral Arts - Novice-Intermediate-Advanced can do one or both designs:** (Note on Entry Card)

1. **'Scavenger Hunt'** - your own design with fall colours found throughout your garden.
2. **'Spooky Night'** - design of choice. No restrictions. May use lights and accessories.

## Christmas Dinner Tickets - dinner is Dec. 11th

**Available for purchase tonight!**



**Another great gastronomic event for our members! The Christmas Potluck Dinner will feature lots of food and our fun year-end auction!**

**Limited tickets - be sure to get them early!**

**November 13, 2023**

November will see the third and final of our 'Giant Show And Tell' open forums for the year in order for you to show off your fall colors! This month, we would like to focus on berries and shrubs, although you are very welcome to bring in any display entries that you wish - bring it in and show it off - rose hips, maples, grasses, any late perennials - we love it all!



**Floral Arts - Novice, Intermediate, Advanced - open to all!**

**'Last Flowers in the Garden'** - a design from what's left of color in your garden. No restrictions.

We look forward to seeing a really fun and fabulous show bench!



## **Last Chance to purchase your Christmas Dinner tickets!**

**Don't miss out - this club has some  
amazing cooks and bakers!**

### **REMINDERS!**

- **Membership Renewals can be paid this meeting for 2024**
- **November is Election Month - consider joining the executive!**
- **Start looking through your pictures for next March's photo contest!**



December 11, 2023

## **Pot Luck Dinner & Awards Presentations**

Decorative Class - 'Spirit of the Season' - table centre. No restrictions. May use lights and accessories.



***Please Remember to Bring:***

- Serving Utensils for your dish (you may want to label your serving dishes and utensils)
- Your own cutlery & dishes for the meal
- An item for the auction - new items or wines, jams and jellies are perfect!

January 2024

**There is no meeting in January, but we wish you all a heartfelt Happy New Year and look forward to sharing another gardening year with you in 2024!**





## February 12, 2024

2024 will again begin with our fun and informative Giant Show and Tell! Feel free to bring whatever plants or vegetables you would like to show off at this winter meeting!

Our Floral Arts theme for this meeting is 'Something Out Of Nothing'. Be creative! Incorporate a recycled container, or recycled items with dried or fresh foliage and flowers.



At this meeting we always like to look ahead to the year to come; make our plans for the Annual Spring Show and Sale; announce some of the exciting speakers we will feature; and continue to focus on our love of all things garden related!

If you cannot make this or any of our meetings, please remember that you can stay informed by visiting our Facebook page or our website. This Parlour Show Guide is also available on our website - [www.langleygardenclub.com](http://www.langleygardenclub.com). Our Facebook pages is regularly updated with meeting information as well as various gardening-related news items from our community!



### *Parlour Show Etiquette*

- Have your entries in place by 6:50 pm with an entry tag filled out and folded - and please wait until the tablecloths and labels are in place.
- Once the judging commences please refrain from walking by the tables.
- Do not remove entries from the parlour show tables until the meeting in adjourned. (Many people will want to view them at intermissions to and oooh and aaah over your exhibits.)

AND A REMINDER - for the Show and Tell segments, also please leave your entries on the tables until after the meeting and it is highly advised to label the plants, even if you are speaking about them!

**Welcome to a brand new year of gardening!**  
**Be sure to check out our Facebook page for updates**  
**on our monthly speakers! We welcome suggestions and questions!**



## Looking for ideas?

The internet is full of lists of great plants for great places. It can become confusing as many lists are promoted by commercial growers who tend to favour certain plants. Some organizations, however, put out extremely good lists as suggestions to gardeners for their area. The Perennial Plant Association (PPA) introduced a program in 1990 to identify outstanding perennials across the country. The plants selected on this list are adaptable to many climates and have become proven winners in many of our gardens. And the American Hosta Society also name an outstanding hosta each year as voted on by the thousands of growers across North America. Below are some of past winners of the Perennial Plant of the Year and the Hosta of the Year - a good guideline for selecting plants for your own gardens and an interesting look at what has emerged in the past two decades.

### PPA Plant of the Year:

2023 - Rudbeckia 'American Gold Rush'  
2022 - Schizachyrium scoparium  
2021 - Calamintha nepeta  
2020 - Aralia cordata 'Sunking'  
2019 - Stachys 'Hummelo'  
2018 - Allium 'Millenium'  
2017 - Asclepias tuberosa 'Butterfly Weed'  
2016 - Anemone x hybrida 'Honorine Jobert'  
2015 - Geranium x cantabrigiense 'Biokovo'  
2014 - Panicum virgatum 'Northwind'  
2013 - Polygonatum odoratum 'Variegatum'  
2012 - Brunnera macrophylla 'Jack Frost'  
2011 - Amsonia hubrichtii  
2010 - Baptisia australis  
2009 - Hakonechloa macra 'Aureola'  
2008 - Geranium 'Rozanne'  
2007 - Nepeta 'Walker's Low'  
2006 - Dianthus gratianopolitanus 'Feuerhexe'  
2005 - Hellebores x hybridus  
2004 - Athyrium niponicum 'Pictum'  
2003 - Leucanthemum 'Becky'  
2002 - Phlox 'David'  
2001 - Calamagrostis x acutiflora 'Karl Foerster'  
2000 - Scabiosa columbaria 'Butterfly Blue'

### AHS Hosta of the Year:

2023 - Neptune  
2022 - Island Breeze  
2021 - Rainbow's End  
2020 - Dancing Queen  
2019 - Lakeside Paisley Print  
2018 - World Cup  
2017 - Brother Stefan  
2016 - Curly Fries  
2015 - Victory  
2014 - Abiqua Drinking Gourd  
2013 - Rainforest Sunrise  
2012 - Liberty  
2011 - Praying Hands  
2010 - First Frost  
2009 - Earth Angel  
2008 - Blue Mouse Ears  
2007 - Paradigm  
2006 - Stained Glass  
2005 - Striptease  
2004 - Sum and Substance  
2003 - Regal Splendor  
2002 - Guacamole  
2001 - June  
2000 - Sagae

And if that is not enough, there really are a plethora of fantastic websites to look at! Check out these .....

American Iris Society at [irises.org](http://irises.org)  
North American Lily Society at [lilies.org](http://lilies.org)  
Canadian Rose Society at [canadianrosesociety.org](http://canadianrosesociety.org)  
American Rose Society at [rose.org](http://rose.org)  
American Hosta Society at [americanhostasociety.org](http://americanhostasociety.org)  
Royal Horticultural Society at [rhs.org.uk](http://rhs.org.uk)  
American Daylily Society at [daylilies.org](http://daylilies.org)  
American Dahlia Society at [dahlia.org](http://dahlia.org)  
West Coast Seeds at [westcoastseeds.com](http://westcoastseeds.com)  
Pelargonium and Geranium Society at [thepags.org.uk](http://thepags.org.uk)  
BBC Gardeners World at [gardenersworld.com](http://gardenersworld.com)

