



Langley Garden Club

Established in 1941

Parlour Show Schedule

Feb. 2020 - Feb. 2021

**Celebrating our 79th
Anniversary in 2020!**

The **Langley Garden Club** is affiliated with the BC Council of Garden Clubs. The goals of the Langley Garden Club are to promote and encourage vegetable gardening, floral and shrubbery landscaping, decorative floral arts and to nourish a creative congeniality among the club members and the community. The club is a non-profit organization, which meets on the second Monday of each month at **United Churches of Langley (formerly Sharon United)** 21562 Old Yale Road Langley (corner of 48 Ave and 216 St. Langley). A hearty welcome is extended to everyone to attend the monthly meetings.

EVENING AGENDA

6:30 p.m. Doors open. Library, raffle table and membership tables open at 6:45 pm.

6:30 p.m. Floral Arts demo when offered.

6:50 p.m. All Exhibits to be placed on tables for Judging to start

7:00 p.m. General Meeting - featuring seasonal Show and Tell, parlor show, gardening news and events updates and informative and entertaining speakers.

Parlour Show Rules:

1. All exhibitors in the parlour show must be a full member of the Langley Garden Club and **must be present to exhibit**.
2. **One entry per exhibitor per class**
3. No two members using the same garden may exhibit in the same class.
4. **All Exhibits must be grown or owned for a minimum of 90 days and arranged by the exhibitor.**
5. All entries must be the property of and grown by the exhibitor, except in the Decorative Class.
6. **An exhibit may only be exhibited a maximum of 1 time per year, except in Special Shows.**
7. Entry cards must be placed on each exhibit and correctly named whenever possible.
8. Plants will be exhibited in classes as designated for the month.
9. All exhibits will be judged by the BC Council of Garden Clubs judging standards.
10. The club reserves the right to exclude any exhibit or to place it in the correct class.
11. Judging will be on a point's basis. The maximum number of points will be **5** for Regular and **10** for Decorative classes.
12. In all cases the judge's decision will be final.
13. A record of the number of points scored by all exhibitors will be kept and totaled at the end of the year, awards will be made at the Christmas Banquet.
14. All trophies are the property of the Langley Garden Club and must be returned to the club one month prior to the annual presentation or when the club calls.
15. In Decorative Classes:
Composition: may consist of dried, weathered, treated material, with or without fresh cut plant material, and/ or accessories.
Design: may consist of an arrangement or a composition. Accessories allowed.
16. NO artificial flowers or greenery allowed,

17. Definitions: (Will be discussed, along with arrangements, at monthly meetings)

African Violet – should have a single crown, except trailers

A.V. – any variety

A.O.V – any other variety

Basket – can be made of any material but must have a single handle that can be picked up, unless otherwise noted.

Bloom – may include blossom, foliage and stem, no buds

Bowl – diameter of the bowl should be equal to or greater than its height

Cut – includes side shoots with multiple flowers and buds

C.V.A – colour variation allowed

Novice - first year of entering the parlour show or has not won a trophy

Intermediate and Advanced - any member may enter

Spike – one stem with more than one flower

Spray – a stem with more than one flower growing from the same point ex. Chrysanthemums

Stem – may be a bloom, cut or spike

Truss – one stem with a cluster of blooms e.g. rhododendron


Vase – mouth opening is smaller than the height

18. Cut flowers and fruits will be judged according to the “Judging Standards” out by the BC Council of Garden Clubs. A Copy is available in the Club’s Library.

19. When exhibiting the following vegetables, please note the below amounts are set by the Garden Club for ease of exhibiting.

Asparagus	– 3 spears	Lettuce	– 1 head
Beans	– 3 pods	Melon	– 1
Beets	– 3 roots	Nuts	– 6
Broccoli	– 1 head	Onions	– 3 bulbs
Brussel Sprouts	– 6 heads	Parsnips	– 2 roots
Cabbage	– 1 head	Peas	– 6 pods
Carrots	– 3 roots	Peppers	– 1
Cauliflower	– 1 head	Potatoes	– 3 tubers
Celery	– 1 head	Pumpkin	– 1
Corn	– 2 ears	Radish	– 3 tubers
Cucumber, English	– 1	Rhubarb	– 2 stalks
Cucumber, pickling	– 4	Shallots	– 3 tubers
Currants	– 3 clusters	Spinach	– 3 leaves
Grapes	– 2 bunches	Swiss Chard	– 2 stalks
Herbs (species)	– 3 or more cuts	Squash	– 1
Kale	– 3 leaves	Tomatoes	– 3
Kohlrabi	– 1 root	Turnips	– 1 root
Leeks	– 1 root		

See Tips
on Page 4

21. **Feature Class** – look for special note beside class  (prize awarded each month to the winner of the class)

*must have a minimum of 4 pts

22. End of year prizes will be awarded at the annual Christmas dinner.



February 10, 2020



2020 will again begin with our fun and informative Giant Show and Tell! Feel free to bring whatever plants or vegetables you would like to show off at this winter meeting!

At this meeting we will look ahead to the year to come; make our plans for the Annual Spring Show and Sale; announce some of the exciting speakers we will feature; and continue to focus on our love of all things garden related!

Our Floral Arts theme for this meeting is 'Still Life' - as shown in classical Dutch paintings. Ideas such as a collection of items artistically arranged on a small cloth; consider textures and composition.



If you cannot make a meeting, please remember that you can stay informed by visiting our Facebook page or our website. This Parlor Show Guide is also available on our website at www.langleygardenclub.com

Standard Parlour Show Etiquette

- Have your entries in place by 6:50 pm with an entry tag filled out and folded. Please be sure to wait to place your entries until the tablecloths and labels are placed.
- Once the judging commences, please refrain from walking by the tables.
- Do not remove entries from the parlour show tables until the meeting is adjourned. (Many people will want to view them at coffee time and may have questions for you)

Show and Tell Format

As above, please label items for ease; and please do not remove until the end of the meeting.



REMEMBER THAT NOW IS THE TIME TO START YOUR SEEDLINGS FOR SPRING - AND PUT ASIDE SOME POTTED, TAGGED PLANTS FOR THE SPRING SHOW!

A new year of gardening is ahead!

Don't forget to check out both our website at

www.langleygardenclub.com and our Facebook page (under Langley Garden Club)

Huge thanks to Anne Salomon for all her work on both!



PHOTO CONTEST REMINDER! See the changes!

SEE PAGE 6!!

March 9, 2020

March will see the second of our three 'Giant Show and Tell' forums! This month, while you can bring in anything you wish, the focus will be on early flowering bulbs - and you can bring in as many entries as you wish! So plan ahead - maybe bring in a lovely pot of bulbs that you have grown over the winter; cut several varieties that the members may be interested to see; or create a vase full of color! The choices are endless when we have this type of forum!



The tables will be ready for you to fill! And again, please label your entries, but we highly encourage members to talk about the items they have brought in - so many of us are always happy to discover new and exciting plants that we may not have had a chance to see before!

Floral Arts for this month are: "Rhythms of Spring" - contemporary design incorporating emerging spring flowers and foliage. And "Bowl of Beauty" - to be viewed from all sides.

Parlour Show Etiquette

- **Do Not Touch Your Entries** once you have placed them on the parlour show tables and judging commences. (Only the parlour show co-coordinator and the judge are allowed to move them)
- **Do Not Touch Other** Members entries. Especially if the judge has not been able to finish scoring the entries.
- All Entries must be grown for **90 days**, except in the decorative classes.

Be sure to tell friends and neighbors about our upcoming Spring Show! This year the show will feature our 79th Anniversary with the Plant Sale table, vendors, refreshments and baking - don't forget the amazing baking! We need help from all our members to have lots of baking and plants for the sale! Your donations are sincerely appreciated for this always-delicious and fun event!

Photo Special Show

The Aldergrove Daylily Society have donated a trophy to the Langley Garden Club. This trophy is to honor a past member of their club, the Langley Camera Club and at one time, a member of the Langley Garden Club.

She passed away in 2009 but her love of gardening and photography will be combined in this, the Judy Daniels Memorial Trophy for Photography.

Each March, our Special Photo Show will feature entries from our members.

This year we have changed the format a little. Instead of judged categories, the competition is now one Open Category and each member may submit 2 entries.

Entries must be 4"x6" or 5"x7" only; taken in the past 12 months and mounted on black poster paper with a 1/2" border.

The entries will be judged in a Viewers Choice format - most votes wins the trophy!
Good luck!

April 6, 2020



Class:

1. Flowering Shrub – 1 stem, 12” minimum
2. Flowering Tree – 1 stem, 12” minimum
3. Camellia - 1 cut
- 4A. Rhododendron – 1 truss
- 4B. Azalea - 1 truss

(NOTE: multiple entries are now allowed in this class only. If you enter several, only the top point entry will be used for the end of year tally.)

5. Any other flower – 1 cut or stem, including foliage
6. African Violet - A.V.
7. Parsley - 3 cuts, in a vase
8. Garden Sampler - Vase of flowers and/or foliage
9. Garden Sampler - Vase of rhodos and/or azaleas

Floral Arts - Novice-Intermediate-Advanced can do one or both designs: (Note on Entry Card)

1. **‘Tangle for Two’** - featuring two containers with linking components, such as branches, twigs, medolino sticks or grasses.
2. **‘Dazzling Daffodils’** - traditional or contemporary design of choice.

April 6th Special Show - full details on next page

**Start your Project Plants
for August Picnic!
‘Dwarf Oriental Lily’**

Remember Your
Baked Goodies
for the Spring Show



SPRING SHOW

Saturday April 25th 2020

(Details will be received from Show Committee)

Show will be Held at: United Churches of Langley
(formerly Sharon United Church)
21562 Old Yale Road , Langley, BC
corner of 48 Ave and 216 St.


April 6th SPECIAL FLOWERING BULBS SHOW

Class:


1. Anemone – A.V., 3 cuts, including foliage
2. Trumpet Daffodils - 1 cut or stem, including foliage
3. Long Cup Daffodils - 1 cut or stem, including foliage
4. Short Cup Daffodils - 1 cut or stem, including foliage
5. Double Daffodil - 1 cut or stem, including foliage
6. Cycleminus Daffodil - 1 cut or stem, including foliage
7. Any Other Narcissus - 1 cut or stem, including foliage
8. Tulip Single Flowering - 1 cut or stem, including foliage
9. Tulip Double flowering - 1 cut or stem, including foliage
10. Tulip Novelty – Fringed, Parrot, Lily Flowering – 1 cut or stem, including foliage
11. Tulip – A.O.V – 1 cut or stem, including foliage
12. Hyacinth – 1 stem, including foliage
13. Muscari – 3 stems, including foliage
15. A.O.V of Bulb or Corm – 1 stem, including foliage
16. Tulips Potted - one variety, 3 bulbs or more
17. Potted Bulbs – any variety, 3 or more may be mixed bulbs
18. Garden Sampler - Vase of cut flowering spring bulbs



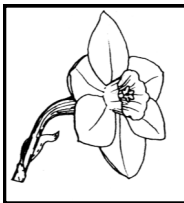
“Best in the Show” – Prize Awarded




Div. I
Trumpet
Cup is as long or longer than the petals




Div. II
Long-Cupped
Cup is 1/3 or more the length of the petals




Div. III
Short-Cupped
Cup is less than 1/3 the length of the petals



Div. IV
Double



Div. V
Triandrus



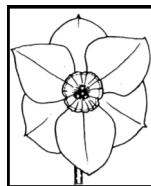
Div. VI
Cycleminus



Div. VII
Jonquilla



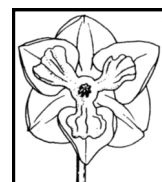
Div. VIII
Tazetta



Div. IX
Poeticus

When in doubt
try this class

Div. X
Species, Wild



Div. XI
Split Corona

May 11, 2020

Class:

1. Azalea - A.V. 1 spray
2. Rhododendron – A.V., 1 truss
3. Any other Flowering Shrub – 1 stem, 12” minimum
4. Violas – C.V.A., 5 cuts
5. Tulip – A.V., 1 cut with own foliage
6. Any Other Flower – 1 cut or stem with own foliage
7. Any Flowering Perennial - 1 cut of stem with own foliage
8. Rhubarb – 2 stalks
9. Any Spring Vegetable - # according to Parlour Show Rules #20
10. Any Potted Plant Indoor or Other (Greenhouse or Outdoor Grown)– foliage
11. Any Potted Plant Indoor or Other (Greenhouse or Outdoor Grown)– flowering
12. Herb – A.V., 3 stems or cuts, in a vase
13. Foliage Only - One Variety, 3 cuts - may be Hosta, Fern, Arum...
14. Garden Sampler - Vase of Flowers and / or Foliage



Floral Arts - Novice-Intermediate-Advanced can do one or both designs: (Note on Entry Card)

1. **'Surprise'** - design of choice featuring flowering shrubs
2. **'Queen Mum's Hat'** - design of choice incorporating a hat.

Be sure to be tending to your Project Plant for the Summer Picnic!



Remember to look ahead in the
Parlour Show Schedule and
prepare your plants to enter in the
upcoming
Special Shows (Dahlia & Roses)

June 8, 2020

Class:

1. Iris - A.O.V. - 1 Cut
2. Garden Peonies – C.V.A., 1 bloom, remove side buds
3. Lily - one cut, any variety
4. Flowering Shrub or Tree – 12” minimum, 1 stem
5. Flowering Vine – A.V., 3 cuts or blooms
6. Any Other Flower – 3 cuts or stems
7. Potted Lily - any variety
8. Any Vegetable - # according to Parlour Show Rules #20
9. Any Herb – 3 stems or cuts, labeled, in a vase
10. Any Berry - 1 stem or 6 berries
11. Foliage Only - One Variety, 3 cuts - may be Hosta, Fern, Arum...
12. Garden Sampler - Vase of Flowers and / or Foliage (judged on content, not an arrangement)



Floral Arts - Novice-Intermediate-Advanced can do one or both designs: (Note on Entry Card)

1. **'Rose to the Occasion'** - design of choice featuring roses.
2. **'Floral Splendour'** - choice of triangle, symmetrical or asymmetrical design with your early summer blooms.

June 8th Special Show - full details on next page!

Parlour Show Staging Tips

- Staging material should not be above the rim of your container
- Foliage can be a separate cut staged in your vase. Remember to use the foliage from the same plant



Keep checking those Project Plants!

June 8th, 2020 SPECIAL ROSE SHOW

Note: 2 Different Entries of Different Variety are allowed in Classes 1-8.

Please name varieties if of same colour tone. All Exhibits must have foliage

Class:

1. Hybrid Tea Rose – 1 bloom (disbudded)
2. Floribunda/ Grandiflora – 1 cut
3. Scented Rose – A.V., 1 cut, judged on fragrance only
4. Shrub Rose – 1 spray
5. Rugosa Rose - 1 cut
6. David Austin Rose - 1 cut
7. Miniature Roses – minimum of 3 stems
8. Climbing Rose - 1 cut
9. Any Other Variety – 1 cut
10. Bowl of Roses - C.V.A, using 5-12 blooms (own foliage only may be used in the Bowl of Roses)
11. Bowl of Miniature Roses – C.V.A., using 5-12 blooms (own foliage only may be used)
Definition of a Bowl- the diameter of the bowl mouth should be equal to or greater than its height.
12. Arrangement - mixed floral arrangement featuring roses (blooms must be grown by exhibitor)
13. A Bowl of Rose Buds (minimum of 5 buds), own foliage only



Judging Notes:

- Tea roses may have outside petals removed but this should not show.
- Outside petals should be open, second petals half open.
- Centers should be high and firm.
- Spent blooms may be removed from Floribundas and Ramblers.
- Buds should be slightly open
- Healthy foliage is important.

Awards for the ROSE SHOW

Best in Show – Judges Selection (Prize)

Runner-up (Prize)

Most Fragrant (Prize)



July 13, 2020

Class

1. Daylily (Hemerocallis) – one bloom, in bud vase
2. Lilium AV unscented - one bloom in suitable container
3. Lilium Fragrant AV - one bloom in suitable container
4. Any Annual – C.V.A., 3 cuts or stems
5. Any Other Perennial – C.V.A., 3 cuts or stems
6. Sweet Peas - 3 cuts CVA
7. Flowering Shrub or Tree – 12” minimum, 1 cut
8. Hydrangea - one truss
9. Garden Sampler - Vase of Flowers and / or Foliage
10. Roses A.V.O - 3 blooms
11. Herbs Mixed – 2 cuts each of 3 different varieties, not flowering,
all labeled neatly, in 1 vase
12. Any Vegetable - # according to Parlour Show Rules #20
- 🏆 13. Any Fruit – 6 small; 3 hard; 3 stoned; 2 clusters
14. Any Potted Plant, maximum 12” diameter pot



Floral Arts - Novice-Intermediate-Advanced can do one or both designs: (Note on Entry Card)

1. **‘Beachcombing’** - design of choice featuring driftwood, shells, sand, stones or grasses and/or flowers. Driftwood will be provided.
2. **‘Bright N’Bold’** - Monochromatic design featuring one color of blooms.

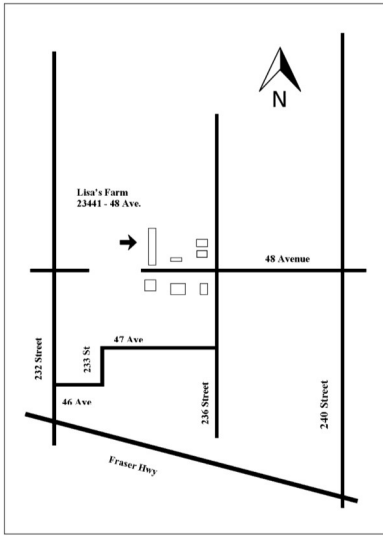


Picnic Tickets

**Available to buy
for August
Picnic & Auction
At Lisa’s Farm**

Don’t miss the fun! Get your tickets today!

Saturday August 8, 2020



Pot Luck Picnic & Auction **At Lisa's Farm**

Please note we have included at map at left for those who are not familiar with the farm. You must enter from 48 Avenue.

Our Summer Picnic is a great opportunity to sit outside and enjoy the sunshine; chat to fellow members; share amazing food; tour Lisa's farm and participate in the fun and entertaining auction!

Please bring an item for the potluck table, along with your cutlery, plates, napkins, chairs and cups. In addition, please bring a donation for the auction table - jams, jellies and produce from the garden are always popular but the options are endless!

Floral design (one category for Novice, Intermediate, Advanced) - **'Picnic Table Centre'** - be creative with vegetables, fruits and flowers. Include a table runner and additional decorating items. No restrictions. (1st, 2nd and 3rd place winners get to go to the buffet first, in that order! - and please note that the table that wins will be where the winners are seated so if you put your design on a different table and it wins, you win!)

Project Plant **'Dwarf Oriental Lily'**

Today is the day to show off your project plant!

September 14, 2020



Class:

1. Any Blooming Annual - 3 cuts, with own foliage
2. Any Perennial – flowering - 3 cuts or stems in one container, A.V.
3. Any Perennial – foliage - 3 cuts or stems in one container, A.V.
4. Flowering Shrub or Tree – 12” minimum, 1 cut
5. Garlic - 1 head
6. Garden Sampler Vase of Flowers and / or Foliage
7. Any Fruit – 6 small; 3 hard; 3 stoned; 2 clusters (see Tips, Page 4)
8. Beans – 3, A.V.
9. Tomatoes – 3, A.V.
10. Cherry Tomatoes—1 cluster
11. Any Other Vegetable – According to Parlour Show Rule #20

Floral Arts - Novice-Intermediate-Advanced can do one or both designs: (Note on Entry Card)

1. **‘Back to School’** - design of choice including pencils and other school supplies.
2. **‘Darling Dahlias’** - an ‘anyway’ crescent design - moonshaped, inverted or Hogarth curve

September 14th SPECIAL DAHLIA SHOW

Dahlias must be shown with foliage attached

Class:

1. Large Decorative Dahlia (A or AA - bloom of 8” or more) - 1 bloom
2. Any Other Decorative Dahlia - C.V.A., 1 Bloom, uniform size
3. Cactus Dahlias – 1 bloom
4. Waterlily Dahlias – 1 bloom
5. Pompom Dahlias (blooms of 2” or less) – 1 bloom
6. Mini Ball Dahlia (blooms 2” – 3.5”) – 1 bloom
7. Ball Dahlias (blooms of 3.5” or more) – 1 bloom
8. Any Other Type – 1 bloom (Lacciniated, Collarette, Anemone, Orchid...)
9. Potted Dwarf Dahlia - 1 container
10. Basket Arrangement – of Dahlias (uniform in size) facing one way, any foliage
11. Arrangement – only dahlias, any foliage

Judging Notes:

- Choose blooms without green centers
- Choose blooms without ‘blown’ centers (can see stamens) except for Mignon, Classic
- Dahlias must be dis-budded, no side buds
- Show with 1 set of leaves attached
- Blooms must be grown by exhibitor

NOTE: 1 entry per person per class in Classes 1-7.

Awards for SPECIAL DAHLIA SHOW - Judges Selection awards Best In Show for 1st, 2nd and 3rd (prizes to each). For 2020, the Fraser Valley Dahlia Society have generously donated a \$20 prize for the Best Single Bloom Dahlia at the September show. This will be a separate class and is open to all who have NOT won a prize in the dahlia show in the past 12 months.

October 5, 2020

Class:

1. Any Other Flower – AV, 1 cut
2. Perennial Aster – 1 spike
3. Any Other Perennial – AV, 1-3 cuts
4. Potatoes – 3 tubers
5. Onions – 3 bulbs
6. Squash or Gourd– 1 A.V.
7. Any Other Vegetable – According to Parlour Show Rule #19
8. Apples – 3, AV
9. Any Other Fruit or Nut – 6 small; 3 hard; 3 stoned; 2 clusters
10. Garden Sampler Vase of Flowers and / or Foliage
11. The Great Potato Expo - use your imagination! Elevate the potato!



Floral Arts - Novice-Intermediate-Advanced can do one or both designs: (Note on Entry Card)

1. **'Fall Gleanings'** - vertical design incorporating fall finds - bullrushes, dried wild flowers, grasses, hydrangeas, seed heads.
2. **'Spooky Night'** - design of choice. No restrictions. May use lights and accessories.

Christmas Dinner Tickets - dinner is Dec. 14th

Available for purchase tonight!



Another great gastronomic event for our members! The Christmas Potluck Dinner will feature lots of food and our fun year-end auction!

Limited tickets - be sure to get them early!

November 9, 2020

November will see the third and final of our 'Giant Show And Tell' open forums for the year in order for you to show off your fall colors! This month, we would like to focus on berries and shrubs, although you are very welcome to bring in any display entries that you wish - bring it in and show it off - rose hips, maples, grasses, any late perennials - we love it all!



And this month will also be our **SPECIAL FLORAL ARTS SHOW!** There will be a prize for best in Novice, Intermediate and Advanced Divisions.

Advanced:

'Curvaceous' - a design using a curve of your choice.

'First Frost' - design of choice. Fall foliage, bare wood, white flowers, or hints of white.

Intermediate:

'Blowing in the Wind' - design of choice incorporating a branch/branches of leaves.

'Moss, moss everywhere' - design with moss predominant. Mix with ivy tangles, ferns and some fall flowers.

Novice:

'Birds Delight' - design incorporating branches, seed heads, berries, rose hips. To include small bird(s).

'Last Flowers in the Garden' - a design from what's left of color in your garden. No restrictions.

Open Flower Art:

'Geisha Delight' - design with ikebana, oriental influence. Water, stones are a feature.

We look forward to seeing a really fun and fabulous show bench!



Last Chance to purchase your Christmas Dinner tickets!

REMINDERS!

- Membership Renewals can be paid this meeting for 2021
- November is Election Month - consider joining the executive!
- Start looking through your pictures for next March's photo contest!

December 14, 2020

Pot Luck Dinner & Awards Presentations

Decorative Class - 'Spirit of the Season' - table center. No restrictions. May use lights and accessories.



Please Remember to Bring:

- Serving Utensils for your dish (you may want to label your serving dishes and utensils)
- Your own cutlery & dishes for the meal
- An item for the auction - new items or wines, jams and jellies are perfect!

January 2021

There is no meeting in January, but we wish you all a heartfelt Happy New Year and look forward to sharing another gardening year with you in 2021!



February 8, 2021



2021 will again begin with our fun and informative Giant Show and Tell! Feel free to bring whatever plants or vegetables you would like to show off at this winter meeting!

Our Floral Arts theme for this meeting is 'Something Out Of Nothing'. Be creative! Incorporate a recycled container, or recycled items with dried or fresh foliage and flowers.



At this meeting we always like to look ahead to the year to come; make our plans for the Annual Spring Show and Sale; announce some of the exciting speakers we will feature; and continue to focus on our love of all things garden related!

If you cannot make this or any of our meetings, please remember that you can stay informed by visiting our Facebook page or our website. This Parlour Show Guide is also available on our website - www.langleygardenclub.com. Our Facebook pages is regularly updated with meeting information as well as various gardening-related news items from our community!



Parlour Show Etiquette

- Have your entries in place by 6:50 pm with an entry tag filled out and folded - and please wait until the tablecloths and labels are in place.
- Once the judging commences please refrain from walking by the tables.
- Do not remove entries from the parlour show tables until the meeting is adjourned. (Many people will want to view them at intermissions to and oooh and aaah over your exhibits.)

AND A REMINDER - for the Show and Tell segments, also please leave your entries on the tables until after the meeting and it is highly advised to label the plants, even if you are speaking about them!

Welcome to a brand new year of gardening!
Be sure to check out our Facebook page for updates
on our monthly speakers! We welcome suggestions and questions!

For your convenience, we have now made this page available for you to take notes during the meetings.

[illegible]

Looking for ideas?

The internet is full of lists of great plants for great places. It can become confusing as many lists are promoted by commercial growers who tend to favour certain plants. Some organizations, however, put out extremely good lists as suggestions to gardeners for their area. The Perennial Plant Association (PPA) introduced a program in 1990 to identify outstanding perennials across the country. The plants selected on this list are adaptable to many climates and have become proven winners in many of our gardens. And the American Hosta Society also name an outstanding hosta each year as voted on by the thousands of growers across North America. Below are some of past winners of the Perennial Plant of the Year and the Hosta of the Year - a good guideline for selecting plants for your own gardens and an interesting look at what has emerged in the past two decades.

PPA Plant of the Year:

2019 - Stachys 'Hummelo'
 2018 - Allium 'Millenium'
 2017 - Asclepias tuberosa 'Butterfly Weed'
 2016 - Anemone x hybrida 'Honorine Jobert'
 2015 - Geranium x cantabrigiense 'Biokovo'
 2014 - Panicum virgatum 'Northwind'
 2013 - Polygonatum odoratum 'Variegatum'
 2012 - Brunnera macrophylla 'Jack Frost'
 2011 - Amsonia hubrichtii
 2010 - Baptisia australis
 2009 - Hakonechloa macra 'Aureola'
 2008 - Geranium 'Rozanne'
 2007 - Nepeta 'Walker's Low'
 2006 - Dianthus gratianopolitanus 'Feuerhexe'
 2005 - Hellebores x hybridus
 2004 - Athyrium niponicum 'Pictum'
 2003 - Leucanthemum 'Becky'
 2002 - Phlox 'David'
 2001 - Calamagrostis x acutiflora 'Karl Foerster'
 2000 - Scabiosa columbaria 'Butterfly Blue'

AHS Hosta of the Year:

2019 - Lakeside Paisley Print
 2018 - World Cup
 2017 - Brother Stefan
 2016 - Curly Fries
 2015 - Victory
 2014 - Abiqua Drinking Gourd
 2013 - Rainforest Sunrise
 2012 - Liberty
 2011 - Praying Hands
 2010 - First Frost
 2009 - Earth Angel
 2008 - Blue Mouse Ears
 2007 - Paradigm
 2006 - Stained Glass
 2005 - Striptease
 2004 - Sum and Substance
 2003 - Regal Splendor
 2002 - Guacamole
 2001 - June
 2000 - Sagae

And if that is not enough, there really are a plethora of fantastic websites to look at! Check out these

American Iris Society at irises.org
 North American Lily Society at lilies.org
 Canadian Rose Society at canadianrosesociety.org
 American Rose Society at rose.org
 American Hosta Society at americanhostasociety.org
 Royal Horticultural Society at rhs.org.uk
 American Daylily Society at daylilies.org
 American Dahlia Society at dahlia.org
 West Coast Seeds at westcoastseeds.com
 Pelargonium and Geranium Society at thepags.org.uk
 BBC Gardeners World at gardenersworld.com

